




№		Description			
204151, 204160, 207060, 207070, 207071, 207080, 207082, 207083, 207084, 207085		Testing solution, testing star, testing stone			
					
Testing stone 204151	Testing star 204160	Testing solution set 207060	Testing solution set with testing star 207070		
					
Contrast 207071	Acid 8 carat 207080	Acid 14 carat 207082	Acid 18 carat 207083	Acid 21,6 carat 207084	Silver 207085

- Rasp the metal piece on the surface to distinguish plating from solid gold.
- Rub the metal on the filed area against the touch stone. The downstroke is supposed to be sharp and clear.
- Apply the testing solutions to the downstroke. Start with the acid for 8 ct and go up to 18 or 21,6 ct:

Acid 8 carat affect metals under 8 carat
 Acid 14 carat affect metals under 14 carat
 Acid 18 carat affect metals under 18 carat, etc.

If the metal will be affected by an acid the solution will start foaming and the metal composition is under the shown level on the test solution.

- Control your result and countercheck your finding with the testing star. Therefore make an additional downstroke with the matching gold composition of the testing star. Apply the testing solution on both downstrokes and compare the results for final conclusion.
- Clean the touch stone after use with water carefully. Then apply Contrastol with a cloth on the stone.

Silver compositions will be tested in the same way. The testing solution for silver is based on standard 800.